



Huntleigh
HEALTHCARE

Alpha Trancell[®]



User Manual

CONTENTS

Introduction	1
Product Description	1
Clinical Applications	3
Indications	3
Contraindications	3
Operation	4
Preparing the Pump and Overlay for Use	4
Controls and Indicators	6
Run/Standby Switch	6
Low Pressure	6
Cleaning, Deflation and Storage of System	7
Cleaning	7
Deflation and Storage	7
Troubleshooting Guide	8
Warranty	9
Technical Data	10

WARNINGS

Do not use the system in the presence of flammable gases such as anaesthetic agents.

Possible explosion hazard if used in the presence of flammable anaesthetics.

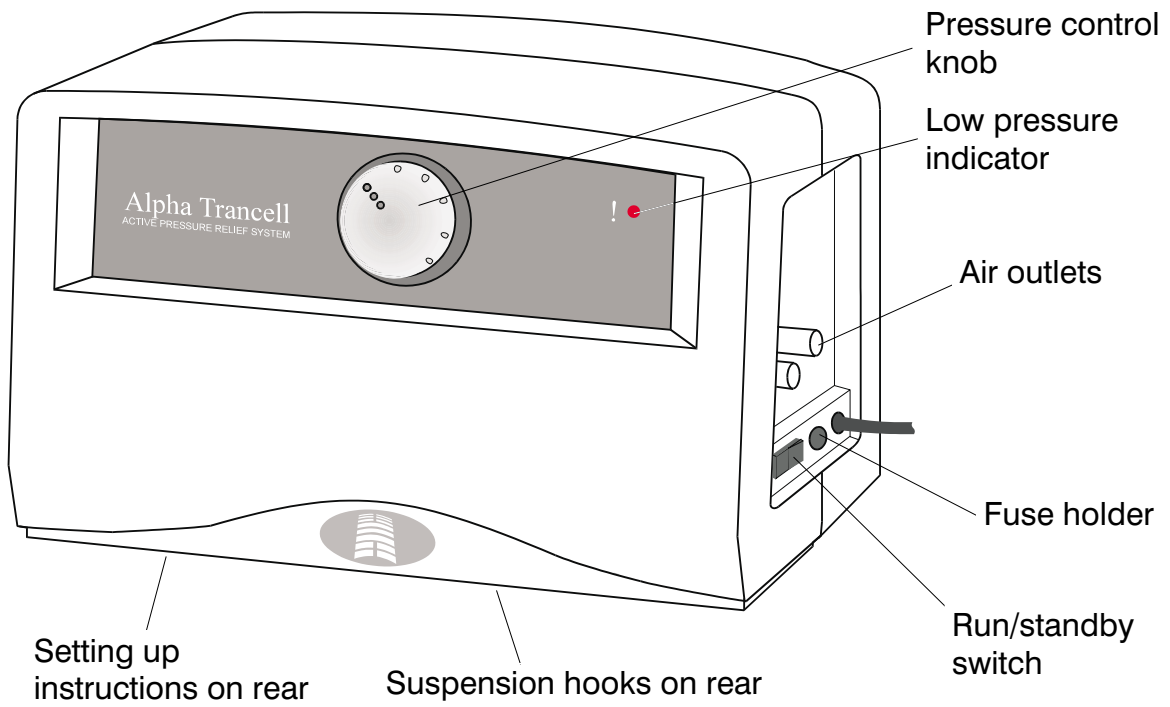
The cover on the *Trancell*[®] // mattress overlay is not air permeable and may present a suffocation risk. It is the responsibility of the carer to ensure that the user can use this product safely.

1. Introduction

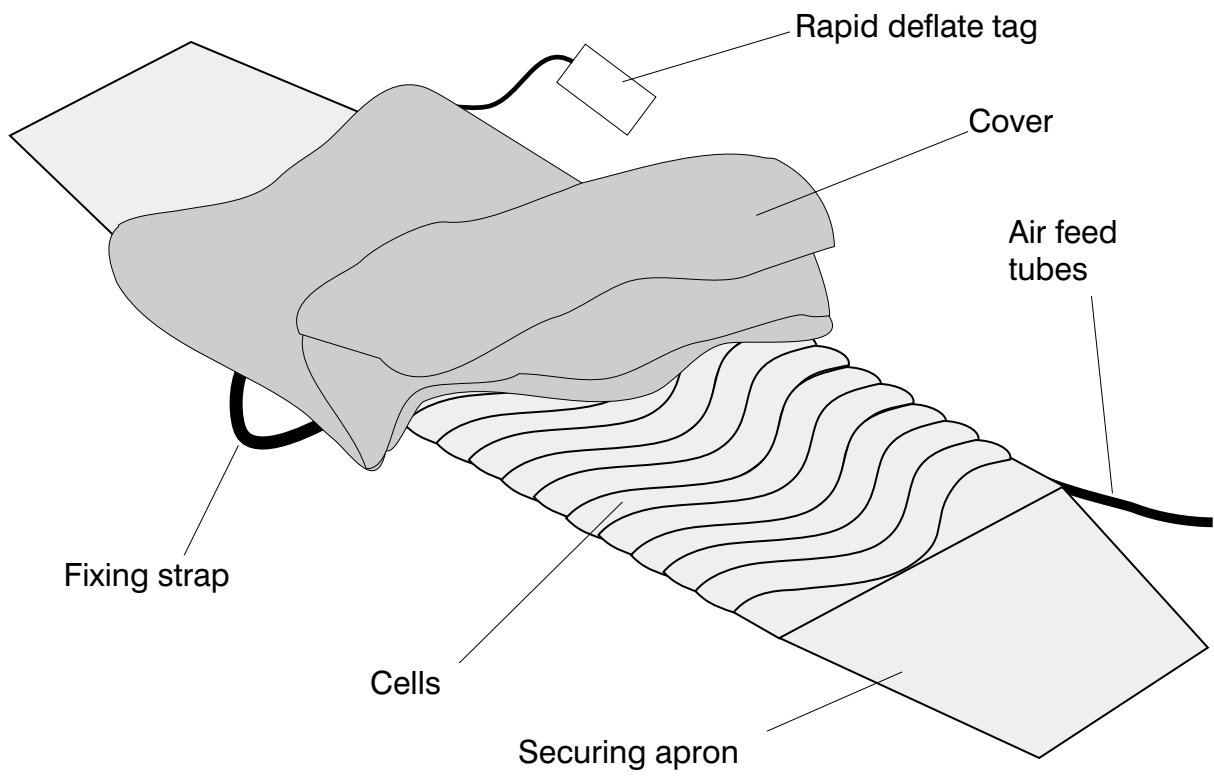
The **Alpha Trancell**[®] is a pressure relief system which consists of a pump and a **Trancell** mattress overlay.

Product Description

Pump Unit



Trancell II Overlay



2. Clinical Applications

Indications

The **AlphaTrancell** overlay is indicated for patients up to 90kg with a low to medium risk of developing pressure ulcers or with existing pressure ulcers up to and including grade 2 (EPUAP, 1998)¹.

Contraindications

The **AlphaTrancell** overlay should not be used for patients with unstable spinal fractures.

In the case of patients with other unstable fractures, where a moving surface could be harmful, advice should be obtained from the appropriate physician before using the **AlphaTrancell** overlay.



*The **AlphaTrancell** overlay is an aid to the prevention and management of pressure ulcers. If there is no improvement in the patient's condition, specialist advice should be sought.*

These are guidelines only and should not replace clinical experience or judgement.

¹ European Pressure Ulcer Advisory Panel (1998), Pressure Ulcer Treatment Guidelines, British Journal of Nursing 7(5):888-9.

3. Operation

Preparing the Pump and Overlay for Use

The system is very simple to set up using the following guidelines.

1. Remove the contents from the packaging.
2. Plug the pump power cable into wall socket. Leave the Run/Standby switch in the Standby position.
3. The pump should be placed feet down on any convenient surface or alternatively suspended from the bed foot rail by means of the swing out hooks.
4. Check that there are no protruding springs or sharp objects on the base surface which may cause punctures.

WARNING

Do not use the overlay directly on the bed frame.

5. Place overlay on top of the normal mattress surface with the air feed tubes located near the pump at the foot of the bed.

WARNING

Never use sharp objects or electrically heated underblankets on or under the mattress overlay.

6. Secure the mattress overlay by tucking in the securing aprons under the mattress.
7. Ensure that the deflation stopper at the head end is securely inserted. Place protective cover over the **Trancell** overlay and adjust fixation strap around overlay or bed mattress. Make sure the cover is fitted loosely around mattress to prevent hammocking.
8. Connect air feed tubes to air outlet pump ensuring that the tubes are not kinked or twisted.
9. Switch the pump unit to **Run**. The green Run/Standby indicator and the red **Low Pressure** indicator should now be illuminated.

10. Allow 10-15 minutes for the pad to inflate fully. The red **Low Pressure** indicator will go out once the pad is fully inflated.
11. Adjust the pressure for the appropriate patient weight. Refer to the patient weight guide on the back of the pump for the correct setting. In the case of a patient sitting in bed, increase the pressure control knob by 20kg.

4. Controls and Indicators

Run/Standby Switch

This is situated on the side panel of the pump and switches the pump from Off (●) to On (I). When switched to On, a green light is illuminated.

Low Pressure

In the event of an unduly low pressure in the mattress overlay cells, the red low pressure indicator will be illuminated.

5. Cleaning, Deflation and Storage of System

Cleaning

Huntleigh Healthcare products are manufactured to the highest quality standards, it is therefore important to follow the cleaning instructions specified by the manufacturer.

Mattress Overlay

The mattress overlay can be cleaned while on the bed using hot water and a mild household detergent. If the mattress overlay is soiled, it can be wiped down using a 1,000ppm sodium hypochlorite solution or sodium dichloroisocyanurate solution (NaDCC).

The **Trancell** mattress overlay cover can be washed and thermally disinfected in a washing machine. Recommended maximum temperature is 80°C.

WARNING

Do not use phenol based cleaning solutions.

Pump

The pump casing should be cleaned using a soft cloth dampened with a mild detergent and water. If the pump is soiled, the pump can be wiped down with a 1,000 ppm sodium hypochlorite solution or sodium dichloroisocyanurate solution (NaDCC).



*For complete laundering instructions, refer to **Huntleigh Healthcare Disinfection Guidelines**.*

WARNING

Switch off the electrical supply to the pump by disconnecting the plug from the mains supply before cleaning and inspection.

Deflation and Storage

To deflate the mattress overlay, switch the pump to standby and disconnect from the power supply. Disconnect the air feed tubes and pull out the deflation stopper at the head end in the case of **Trancell** mattress overlay. All the air will now be expelled. Starting at the head end, the mattress overlay can now be rolled or folded for storage.

6. Troubleshooting Guide

Problem	Possible Cause	Action
Mattress overlay not inflating.	<ol style="list-style-type: none"> 1. Head end stopper not inserted. 2. Kinked tubes. 3. Pump not switched on. 4. No pump output. 5. Tubes not correctly fitted. 	<p>Check</p> <p>Check</p> <p>Check</p> <p>Check. If not, call Service Engineer.</p> <p>Check</p>
Consistent Low Pressure indicator	<ol style="list-style-type: none"> 1. Head end stopper not inserted. 2. Pump not switched on. 3. Tubes not correctly fitted. 4. Pump not operating. 	<p>Check</p> <p>Check</p> <p>Check</p> <p>Call Service Engineer for maintenance.</p>
Pump very noisy or causing excessive vibration.	System damaged or dirty.	Call Service Engineer for maintenance.
Pump not operating (no air output).	<ol style="list-style-type: none"> 1. Pump power not on. 2. Plug not inserted correctly. 3. Fuse blown. 	<p>Switch on.</p> <p>Check</p> <p>Replace with same type and rating.</p>

7. Warranty

Huntleigh Healthcare's standard terms and conditions apply to all sales. A copy is available on request. These contain full details of warranty terms and do not limit the statutory rights of the consumer.

For service, maintenance and any questions regarding this, or any other Huntleigh Healthcare product, please contact :

Huntleigh Healthcare
310-312 Dallow Road
LUTON
Bedfordshire
LU1 1TD
United Kingdom


Tel : 01582 413104
Fax : 01582 459100


or your local distributors.

8. Technical Data


Pump

Code: ALT01
Size : 248 x 160 x 116 mm
Weight : 2.7 kgs
Cycle Time : 10 minutes
Rated Voltage 220-240V
Rated Frequency 50Hz
Rated Input Power 14 VA


Protection Class  Type BF Class II.
Not protected against the ingress of water.

Equipment Symbols:  Indicates unit is Class II double insulated against electric shock.

 Alternating current.


 Off

 On

 Fuse, rated F500mA

REF: model number

SN: serial number

 refer to user manual.

Rated For: Continuous consumption.

Tested To : BS5724 : part 1
IEC 601-1
EN 60601-1
V.D.E. 0750: Teil 1

Environmental Conditions

Operating

Temperature range: +10°C to +40°C
Relative humidity: 30% to 75%
Atmospheric pressure: 700hPa to 1060hPa

Storage

Storage temperature range: -40°C to +70°C
Relative humidity: 10% to 100% (non-condensing)
Atmospheric pressure: 500hPa to 1060hPa
Environmental Protection: Please dispose of this unit in accordance with local regulations.

Mattress overlay

Code: TRA04
Description: **Trancell II** mattress overlay
Size: 2006mm (l) x 840mm (w)
Cell height when inflated: 9cm
Mattress overlay material: Polyurethane

Cleaning Symbols:



wash at 80° C



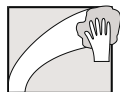
do not iron



do not use phenol-based products



do not tumble dry



wipe surface with damp cloth



1000ppm use solution diluted to 1000ppm
NaOCl
NaDCC



Huntleigh

HEALTHCARE



A Pyramid of Care® Product

Huntleigh Healthcare Ltd. A Huntleigh Technology PLC Company
310-312 Dallow Road, Luton, Bedfordshire, LU1 1TD
Telephone: 01582 413104 Fax: 01582 459100

Sales Enquiries Telephone: 01582 745700 Fax: 01582 745745

Huntleigh Rentals 24 hour Helpline **Lo-call 08457 342000**

Website: www.huntleigh-healthcare.com E-mail: sales.admin@hunhcare.co.uk



943447

® and ™ are trade marks of Huntleigh Technology PLC.

As our policy is one of continuous improvement, we reserve the right to modify designs without prior notice.

Registered No: 942245 England

© Huntleigh Technology PLC 1998



93/42/EEC

500923/03

GENLIT004A/01